

# VIC FIRTH® presents Tommy Igoe's GROOVE ESSENTIALS



## Rock Grooves ROCK


There are hundreds of grooves from around the world and even more yet to be invented! Here are some of the most common ones every drummer should know.

### 8th note rock patterns


Here are the 5 eighth note rock grooves that we included on the poster. Listen to your favorite pop/rock records to learn even more!

1

Try your right hand on the ride cymbal, move it to the hi-hat, or even the floor-tom!

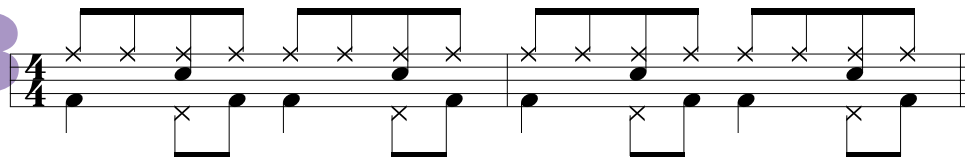


2

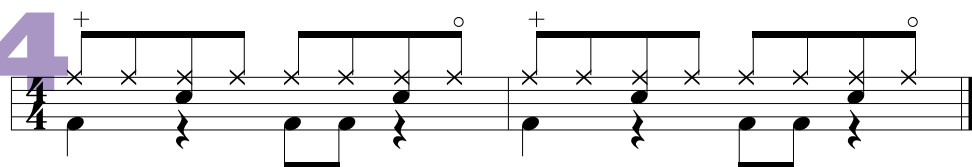


You don't have to play fast to groove!  
Work with a metronome at different speeds to develop a great groove!

3




4



Using an open/closed hi-hat can change the feel of a groove dramatically. Experiment with using the tip or shoulder of the stick for different sounds!

5



Are you using the  
**RIGHT  
TOOL**  
for the job?

Playing rock grooves generally requires a medium to heavy stick with a short taper to produce the volume necessary to cut through a rock band. We suggest using a stick made of hickory because it has a fibrous grain and is denser and more rigid than maple. Good models to look for are Vic Firth's American Classic® 5A, 5B or ROCK drumsticks!

## 16th note rock patterns

These work well with faster rock tunes that need a busy hi-hat. Play the hi-hat with both hands.

For different sounds, experiment with the amount of pressure that you place on the hi-hat pedal.

**6**

**7**

Work to line your hands and your feet up EXACTLY together! Nothing spoils a groove faster than sloppy playing!

**8**

## Half-time rock patterns

These are useful for creating rhythmic variety. Listen for a "half-time" feel in some of your favorite songs.

**9**

Use a straight right-hand sticking on the hi-hat in this groove.

The cymbal bell makes a nice change in sound - emphasizing the heavy counts one and three for this half-time groove.

**10**

## DRUMSET KEY:


**cymbals**: ride cymbal, ride bell, hi-hat, hi-hat open, hi-hat w/foot  
**drums**: bass drum, Bass ghost note, snare, snare rimshot, snare cross stick, snare ghost note, tom1, tom2, floor tom  
**cowbells**: cha-cha cowbell, cowbell

**CHECK THIS OUT!**  
**Tommy Igoe's**

**Getting Started on Drums**

Featuring world-renowned drummer, solo artist, author and educator, Tommy Igoe, *Getting Started on Drums* is an entertaining and educational way for beginning drummers to learn to play the right way – right from the start!


You can learn MORE by visiting <http://www.tommyigoe.com>



COPYRIGHT 2002 • VIC FIRTH INC. • WWW.VICFIRTH.COM

Download a FREE COPY of the *Groove Essentials Handbook* at <http://www.vicfirth.com/education/drumset/GrooveEssentials.html>

# VIC FIRTH® presents Tommy Igoe's GROOVE ESSENTIALS



## FUNKY GROOVES

# FUNK

There are hundreds of grooves from around the world and even more yet to be invented! Here are some of the most common ones every drummer should know.

These grooves often move the snare to a more interesting place than just 2 and 4. Listen to any James Brown recordings for some of the funkier drumming ever played!

**11**

**12**

**13**

### DRUMSET KEY:

cymbals
drums
cowbells

ride cymbal   ride bell   hi-hat   hi-hat open   hi-hat w/foot   bass drum   Bass ghost note   snare   snare rimshot   snare cross stick   snare ghost note   tom1   tom2   floor tom   cha-cha cowbell   cowbell

### Little known

# VIC FACTS

Did you know that before Vic Firth became the timpanist in the Boston Symphony Orchestra, he played drumset and even was a leader of a popular big band?

You can read MORE about Vic Firth online:

<http://www.vicfirth.com/artists/vicfirth.html>

COPYRIGHT 2002 • VIC FIRTH INC. • WWW.VICFIRTH.COM

Download a FREE COPY of the *Groove Essentials Handbook* at <http://www.vicfirth.com/education/drumset/GrooveEssentials.html>

# VIC FIRTH® presents Tommy Igoe's GROOVE ESSENTIALS



## R&B R&B/Hip-Hop Grooves

There are hundreds of grooves from around the world and even more yet to be invented! Here are some of the most common ones every drummer should know.

These grooves are all over the radio! Listen to whether they are played straight or with a slight swing feel and how this can change the groove and therefore the song. Play these with only one hand on the hi-hat for a completely different texture than the 16th note rock grooves.

**14**

**15**

**16**

**17**

### DRUMSET KEY:

cymbals
drums
cowbells

ride cymbal   ride bell   hi-hat   hi-hat open   hi-hat w/foot   bass drum   Bass ghost note   snare   snare rimshot   snare cross stick   snare ghost note   tom1   tom2   floor tom   cha-cha cowbell   cowbell

# VIC FIRTH® presents Tommy Igoe's GROOVE ESSENTIALS



## Jazz/Swing Grooves JAZZ

There are hundreds of grooves from around the world and even more yet to be invented! Here are some of the most common ones every drummer should know.

Mastering the elusive "swing eighth note" is essential for playing jazz. To get started, simply phrase all your eighth notes like triplets.

For example, the ride cymbal pattern is written:  $\times \times \times \times$  but is played:  $\times \times \times \times \times \times \times \times$

These first 5 grooves are good examples of a steady swing beat with various snare drum comping. Don't forget your dynamics: the ride cymbal is strong, the hi-hat is tight and snappy, the bass drum is very soft (called "feathering") and your snare drum "comping" rhythms are clear, but not as loud as your cymbal pattern. Listen to great jazz drummers to hear their interpretation of swing. As always, listening is your best teacher!

18

19

20

21

22

**23** jazz shuffle

**24** (Also play on ride cymbal) two feel

jazz waltz (IN THREE) **25**

**26** (IN ONE) jazz waltz

**DRUMSET KEY:**

**LEARN YOUR GROOVES ONLINE!**

**VICFIRTH.COM**

Featuring Quicktime audio and video clips of Tommy Igoe performing each groove as well as giving his unique insight into its application.

While you're there, check out all of our educational features!

**webrhythms** 15 lessons designed to help you learn to read rhythms! Even advanced players can test their rhythm-reading skills with our "pro-challenge" audio files!


Learn the 40 P.A.S. Standard Rudiments! We have video clips of Dr. John Wooton performing each rudiment **rudiments** in the "open-closed-open" style, as well as play-along audio files and exercises to help you master the rudiments!

**media vault** Updated each week with video clips and audio interviews of your favorite Vic Firth artists! From drumset to drum corps, it's the best the web has to offer in "educational entertainment"!

COPYRIGHT 2002 • VIC FIRTH INC. • WWW.VICFIRTH.COM

Download a FREE COPY of the *Groove Essentials Handbook* at <http://www.vicfirth.com/education/drumset/GrooveEssentials.html>

# VIC FIRTH® presents Tommy Igoe's GROOVE ESSENTIALS



## World, Ethnic WORLD & Specialty Grooves

There are hundreds of grooves from around the world and even more yet to be invented! Here are some of the most common ones every drummer should know.

Many grooves from all over the globe are traditionally played by multiple musicians on percussion instruments, not on a drumset. We are borrowing those percussion parts and creating grooves for the drumset for one player. Be sure to listen to the real music from each country to understand the original intent of these "world" grooves.

**27**  
disco

**28**  
classic two-beat

You can use the two-beat on almost anything! Country, hard rock, Broadway musicals, Dixieland, polkas, rags and more. It's a very versatile little groove.

**29**  
new orleans  
2nd line

**30**  
reggae  
one-drop  
(JAMAICA)

**31**  
calypso  
(CARIBBEAN)

**32**  
soca  
(SOUL-CALYPSO)


# LEARN YOUR GROOVES ONLINE!

# VICFIRTH.COM


Featuring Quicktime audio and video clips of Tommy Igoe performing each groove as well as giving his unique insight into its application.

**bossa-nova**  
(BRAZIL)

**33**

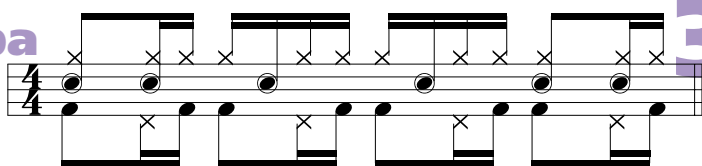


**34**



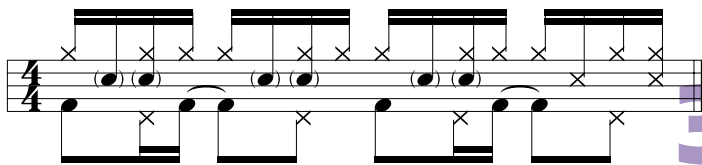
**samba**  
slow/medium  
(BRAZIL)

**samba**  
(BRAZIL) fast



**35**


**baião**  
**samba**



(BRAZIL)

**36**

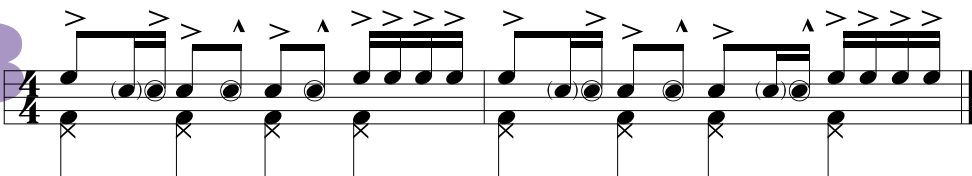
**37**



**batucada**  
(BRAZIL)

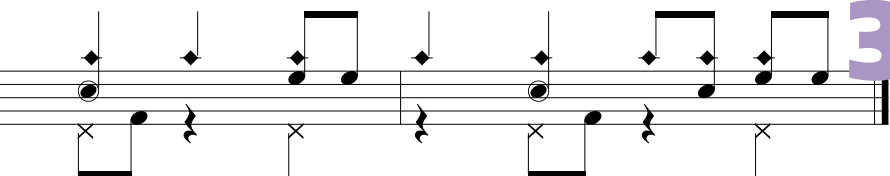
**merengue**  
(DOMINICAN REPUBLIC)

**38**



(DOMINICAN REPUBLIC)


**39**



**39** (AFRO-CUBAN)  
**cha cha chá**

**bolero**  
(BALLROOM RHUMBA)

**40**





**41** **mambo**  
(AFRO-CUBAN)

Musical notation for Mambo (Afro-Cuban) in 4/4 time. The notation shows a series of eighth and sixteenth notes with accents, and a bass line with 'x' marks indicating specific drum hits.

**42** **songo**  
(AFRO-CUBAN)

Musical notation for Songo (Afro-Cuban) in 4/4 time. The notation features eighth notes with accents and a bass line with 'x' marks.

**43** **nañigo**  
(AFRO-CUBAN)

Musical notation for Nañigo (Afro-Cuban) in 6/8 time. The notation shows eighth notes with accents and a bass line with 'x' marks.

**44** **mozambique**  
(AFRO-CUBAN)

Musical notation for Mozambique (Afro-Cuban) in 4/4 time. The notation consists of eighth notes with 'x' marks above them, indicating a specific drum pattern.

**45** **salsa**  
(WITH 2:3 SON CLAVE)

Musical notation for Salsa (with 2:3 Son Clave) in 4/4 time. The notation includes eighth notes with accents and a bass line with 'x' marks.

**46** **tango**  
(ARGENTINA)

Musical notation for Tango (Argentina) in 4/4 time. The notation shows quarter notes and eighth notes with accents, and a bass line with 'x' marks.

**47** **beguine**  
(MARTINIQUE)

Musical notation for Beguine (Martinique) in 4/4 time. The notation features eighth notes with accents and a bass line with 'x' marks.

**DRUMSET KEY:**

Diagram showing the drumset key with labels for various drum parts and their corresponding notes on a staff. The staff is divided into three sections: cymbals, drums, and cowbells.

- cymbals:** ride cymbal, ride bell, hi-hat, hi-hat open, hi-hat w/foot
- drums:** bass drum, Bass ghost note, snare, snare rimshot, snare cross stick, snare ghost note, tom1, tom2, floor tom
- cowbells:** cha-cha cowbell, cowbell